

COMPOSITION

Wood particle base board, E1 classified, coated with decorative paper on both sides.

RECOMMENDED APPLICATIONS

Components for furniture and decoration.

BASE BOARD CHARACTERISTICS

DIMENSIONAL TOLERANCES















	PROPERTY	VALUE	STANDARD
	Length and Width	± 5 mm.	EN 324-1
	Thickness	± 0,3 mm.	EN 324-1
	Squareness	2 mm/m	EN 324-2

PHYSICAL MECHANICAL PROPERTIES

	PROPERTY	THICKNESS (mm)			STANDARD
		10-12	16-18	19-25	
	Density (kg/m ³)	710 ± 30	670 ± 30	650 ± 30	EN 323
	Tensile strength (N/mm ²) – min.	0,40	0,35	0,30	EN 319
	Flexural strength (N/mm ²) – min.	11	11	10	EN 310
	Modulus of elasticity (N/mm ²) – min.	1800	1600	1500	EN 310
	Residual moisture (%) – rank		5 - 13		EN 322
	Formaldehyde content CARB 2 certified		8		EN 120
	Fire behavior (class)		D-s2, d0		EN 13501-1

COATING CHARACTERISTICS

PHYSICAL & MECHANICAL PROPERTIES

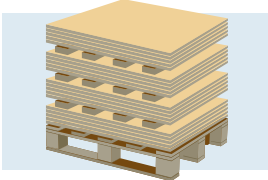
	PROPERTY	VALUE	STANDARD
	Stain resistance	Grade 5	EN 14323:04
	Resistance to cold liquids	Grade 5	EN 12720:09
	Crack resistance	Grade 5	EN 14323:04
	Cold check (40 cycles 1 hour, a 60° C, 1h a -20° C, 15 min. room temp.)	No damage	AIDIMA
	Light fastness	According	EN 14323:04
	Dry Heat Resistance	Grade 5	EN 12722:09
	Moist heat resistance	Grade 5	EN 12721:09
	Scratch resistance	Grade 5 / 6 - 9N Viforming Grade 3/3 - 6N	EN 14323:04
	Abrasion resistance	Class 1 (25 / 150 cycles)	EN 14323:04
	Resistance to water steam	Grade 5	EN 14323:04
	Resistance to impact stress (large diameter steel ball)	140 cm	EN 14323:04
	Dimension tolerance (Processed edge pieces)	± 0,5 mm	ALVIC
	Edge banding	According	ALVIC
	Warping tolerance	2 mm / 1 m	ALVIC

EVALUATION OF SURFACE DEFECTS

The evaluation conditions for surface defects are as follows:

1. Viewing distance: 700 mm
2. Position of workpiece: Vertical (installation conditions)
3. Lighting: diffused light of white fluorescent lamps (6500K)
4. Observation time : maximum 20 seconds

Higher than 1.0 mm² to be visible under the above conditions not be considered admissible defects.

USE RECOMMENDATIONS**STORAGE**


The panels and bands should be checked upon receipt so that any eventual issue can be communicated as soon as possible.

Avoid exposure of the product to sunlight (UV radiation) and other sources of heat. Store in a ventilated area. Use a FIFO inventory management system to avoid the mixing of products of very different dates of production, which, with the slight changes in the qualities of coatings, might lead to visible differences between them.

The recommended range of environmental conditions of storage and use is as follows:

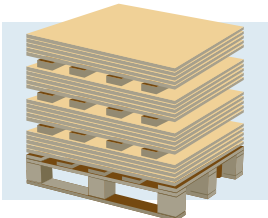
Temperature: 10°C - 40°C

Humidity: 30% - 70%


**HORIZONTAL STORAGE**

The panels and bands must not be placed directly on the ground. Whenever possible, the storage support media supplied with each pack should be used and placed in the same position in order to maintain a uniform and level height and to prevent deformation of the boards. For the length of 2750 mm at least 4 supports should be used distributed uniformly.


When stacking multiple packs, up to a recommended maximum of four, the supports of different packs must be aligned vertically in order to transfer the weight to the lower layers without deforming the panels. To protect the surface of the panels, use upper and lower board protections.

**VERTICAL STORAGE**

Although it should be avoided whenever possible, a limited number of boards may be stored vertically in racks with a support surface for the panels, so as to prevent warpage, and a minimum inclination of 10°.



USE RECOMMENDATIONS



HANDLING & TRANSPORT

During machining of the panels and bands, appropriate suction systems must be used and, if necessary, protective masks to prevent breathing in of dust generated from the panel. The panels must not be dragged on any surface that may cause deterioration of any of their faces.

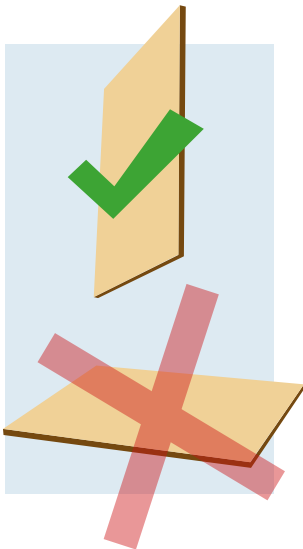
The panels and bands should not be dragged on any surface that may cause deterioration of any of their faces.



CLEANING

The protective film of the boards must be removed once installation is complete or a maximum of 6 months after delivery, in order to ensure that no adhesive residue remains on the surface.

For cleaning, it is recommended to use a nonabrasive cloth moistened with soap and water and immediate subsequent drying. Under no circumstances must harsh chemicals be used such as solvents, alcohol, ammonia, etc.



APPLICATIONS

The characteristics of the product enable it to be used as non-work surface (vertical surface).

The information contained in this document does not relieve the purchaser, transformer, assembler and/or final user of the obligation to check the compatibility of the material with the planned use and installation.



APPLICATIONS

The characteristics of the product enable it to be used as non-work surface (vertical surface).

The information contained in this document does not relieve the purchaser, transformer, assembler and/or final user of the obligation to check the compatibility of the material with the planned use and installation.